



Everest Group Software Product Engineering Services PEAK Matrix® Assessment 2026 – Global

Focus on Altimetrik

March 2026



Introduction

Software remains the largest product engineering spend area, but growth is being pursued under tighter RoI scrutiny amid macro uncertainty and talent constraints. The focus of software R&D is shifting toward AI-native development and platform-led modernization, with gen AI / agentic AI embedded across products and developer workflows, raising expectations for faster releases, security-by-design, and measurable outcomes.

In EMEA, these priorities are amplified by stricter regulatory and sovereignty expectations, data-residency needs, and a stronger preference for nearshore/onshore, multilingual delivery to ensure locally aligned execution.

Enterprise expectations from software product engineering providers have moved beyond the prior baseline. Buyers now want strategic partners who can industrialize AI across the SDLC, accelerate time-to-market through reusable assets and platform engineering, and deliver measurable outcomes on cost, speed, and innovation.

In the research, we present an assessment and detailed profiles of 52 engineering services providers featured on the [Software Product Engineering Services PEAK Matrix® Assessment 2026 – Global and EMEA](#).

Each provider profile provides a comprehensive picture of its service focus, key Intellectual Property (IP) / solutions, domain investments, and case studies. The assessment is based on Everest Group's annual RFI process for calendar year 2025, interactions with leading software product engineering services providers, client reference checks, and an ongoing analysis of the engineering services market.

The full report includes the profiles of the following 52 leading engineering service providers featured on the Software Product Engineering Services PEAK Matrix:

- **Leaders:** Accenture, Capgemini, Cognizant, GlobalLogic, Globant, HCLTech, IBM, Infosys, LTM, Persistent Systems, TCS, and Wipro
- **Major Contenders:** 3Pillar Global, ACL Digital, Akkodis, Altimetrik, Apexon, Ascendion, Aspire Systems, Brillio, Ciklum, Coforge, DataArt, Encora, EPAM, Happiest Minds, Infogain, Intellias, Mphasis, N-iX, Ness Digital Engineering, Neurealm, R Systems, Sasken Technologies, SoftServe, Softtek, Sonata Software, Sutherland, Tech Mahindra, UST, Virtusa, Xebia, Xoriant, and Zensar
- **Aspirants:** Accion Labs, Daffodil Software, Divami, Icreon, KANINI, Marlabs, Simform, and TechBlocks

Scope of this report

Geography: global

Providers: 52 leading engineering service providers

Services: software product engineering services

Scope of the evaluation

Defining software product engineering



Hardware product engineering

- Conceptualization and design
- Product development
- Verification and validation
- Product sustenance



Focus of research

Software product engineering

- Software product development
- Software product operations
- Software product maintenance



Manufacturing engineering

- Consulting and design
- Development and V&V
- Deployment and SI
- Managed services and support



Network engineering

- Conceptualization and design
- Design and development
- Testing and certification
- Deployment and support

Definition of software product engineering:

Software product engineering includes

- Commercial Off the Shelf (COTS) software
- Customer-facing software/applications that are meant for revenue generation or service delivery

It does not include

- Custom application development for mid-/back-office operations
- System integration around COTS packages
- Embedded software development

Software product engineering services PEAK Matrix® – Global characteristics

Leaders

Accenture, Capgemini, Cognizant, GlobalLogic, Globant, HCLTech, IBM, Infosys, LTM, Persistent Systems, TCS, and Wipro

- Leaders are broad-based, IT-heritage engineering service providers with dominant capabilities across the full software product lifecycle, spanning high-value product/platform strategy, management, and development, as well as long-term, recurring product/platform sustenance
- They leverage mature onshore, nearshore, and offshore delivery models to balance client proximity and cost efficiency at scale, supported by strong ecosystems, spanning hyperscalers, data and analytics partners, enterprise technology providers, AI partners, and hardware providers for co-innovation and joint Go-To-Market (GTM)
- These providers have made sustained investments in building reusable assets (IPs, frameworks, and accelerators) across cloud, data engineering, AI/ML, security, observability, and FinOps, and are increasingly monetizing them through subscription- or license-based models

Major Contenders

3Pillar Global, ACL Digital, Akkodis, Altimetrik, Apexon, Ascendion, Aspire Systems, Brillio, Ciklum, Coforge, DataArt, Encora, EPAM, Happiest Minds, Infogain, Intellias, Mphasis, Ness Digital Engineering, Neurealm, N-iX, R Systems, Sasken Technologies, SoftServe, Softtek, Sonata Software, Sutherland, Tech Mahindra, UST, Virtusa, Xebia, Xoriant, and Zensar

- Major Contenders include both IT-heritage firms and pure-play engineering service providers that have built meaningful software product engineering capabilities, though with narrower coverage across the value chain, geographies, and industries compared to the Leaders
- These providers are increasingly leveraging emerging commercial models to engage with clients
- These providers' emphasis on the high-growth mid-market enterprises has supported continued momentum for some of the mid-sized players despite challenging conditions
- They are actively expanding delivery footprints and using partnerships more strategically to strengthen and scale their software product engineering services positioning

Aspirants










Accion Labs, Daffodil Software, Divami, Icreon, KANINI, Marlabs, Simform, and TechBlocks

- Aspirants possess strong capabilities in specific technology areas and value chain elements; however, their global presence and ability to serve projects with wider scopes is limited
- They are making focused investments for enhancing their solutions portfolio, improving service enablement capabilities, and expanding their footprint and client base

Altimetrik

Everest Group assessment

Measure of capability:  Low  High

Market impact					Vision and capability					
	Positioning on PEAK Matrix®	Market adoption	Portfolio mix	Value delivered	Overall	Vision and strategy	Scope of services offered	Innovation and investments	Delivery footprint	Overall
Global	Major Contender									

Strengths

- Altimetrik has made focused investments to scale its capabilities in the BFSI and manufacturing verticals (acquisition of SLK Software) and to build expertise in emerging themes such as holistic AI, supported by its CoE developed with AltiLabs
- The firm actively engages with clients through emerging pricing models such as outcome-based and hybrid structures that combine conventional and outcome-linked components
- The firm has built a strong partner ecosystem spanning hyperscalers, data and analytics providers, enterprise technology platforms, and AI partners, which it strategically leverages for co-creation and joint GTM execution
- It serves a well-balanced client base across both technology-led segments (ISVs and internet) and service-oriented industries (BFS, healthcare, and retail), with strong coverage across buyer sizes (small, mid-sized, and large enterprises)

Limitations

- While Altimetrik has strong coverage of the development phase of the software value chain, it has limited focus on delivering sustenance and product management services
- While the firm has a robust set of IPs focused on developer productivity, it has made relatively limited investments in verticalized IPs and in areas such as data engineering and analytics and DevOps
- The firm’s client portfolio is heavily skewed toward North America, with limited presence across high-growth regions such as APAC and EMEA
- It has an offshore-heavy delivery model with limited presence across onshore and nearshore delivery locations (LATAM, Eastern Europe, and Malaysia)

Market trends

Steady Software Product Engineering Services (SPES) growth is being driven by AI-native product development and modernization, amid evolving sourcing strategies

Market size and growth

- The total SPES market for CY2025 stood at ~US\$40 billion and is expected to grow at a steady rate of 6-7% YoY in CY2026
- Growth will be led by AI-native product and platform development, as enterprises scale AI-first features and work on modernization toward cloud-native, composable architectures, creating sustained demand for rapid build, integration, and continuous release engineering

Key drivers for software product engineering services

AI-native product development	Enterprises are embedding AI into products and using AI tools to accelerate development, testing, and operation, raising demand for partners that can scale implementation reliably
Legacy system modernization	Enterprises are upgrading legacy applications to operate better in cloud environments, integrate through APIs, and support faster release cycles, creating sustained engineering demand
Data readiness	To operationalize AI effectively, enterprises require high-quality, well-governed data. This is driving increased investment in data integration and pipelines, along with strengthened security, governance, and compliance controls

Opportunities and challenges

Tariff and policy uncertainty	Evolving trade policies and tariff structures raise delivery costs and introduce volatility into sourcing strategies, prompting enterprises to defer decisions, rescope initiatives, or renegotiate commercial terms
Persisting demand softness	Ongoing budgetary caution and restrained discretionary spending are lengthening procurement cycles and slowing program ramp-ups, as enterprises prioritize near-term value realization and postpone non-essential product investments
Insourcing / GCC as outsourcing alternative	The rise of insourcing and Global Capability Centers (GCCs) as credible alternatives to traditional outsourcing is slowing software services demand by shifting incremental engineering spend in-house and reducing reliance on large, long-duration outsourced engagements

Provider landscape analysis

Market share analysis of the providers
2024; percentage of the overall market of SPES



SPES revenue growth by YoY growth
2023-24; increase in percentage



Note: Providers are listed alphabetically within each range

Key buyer considerations

Sourcing considerations influencing provider selection in software product engineering

Key sourcing criteria

High



Time-to-market

Providers that can shorten release cycles through AI-enabled SDLC capabilities, robust DevSecOps automation, and reusable accelerators, enabling faster progression from concept to production



Cost savings

Evidenced productivity improvements achieved through automation (gen AI-enabled development and testing, CI/CD, and infrastructure provisioning), optimized delivery models, and reuse-driven engineering, supported by rigorous value measurement



Innovation

Proven ability to build differentiated products by combining product strategy with engineering, rapidly scaling pilots to production, and delivering measurable impact on user experience and business outcomes



IP-backed delivery and partnership ecosystem

Strength of proprietary IP complemented by a robust ecosystem of partnerships, enabling early roadmap alignment, joint solution development, and accelerated adoption through proven integrations



Talent across emerging technology skills

Sustained depth and stability of expertise across emerging technology areas, supported by certified talent pools, structured upskilling programs, and strong engineering leadership

Low

Priority

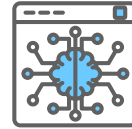
Summary analysis

Buyers increasingly prefer providers that can industrialize AI across the delivery life cycle, moving beyond pilots by using reusable assets and automation to improve cycle time and quality predictably. The market is splitting between scaled providers offering end-to-end transformation and specialists delivering deeper engineering expertise and faster execution, making a blended provider portfolio a practical approach.

Providers with strong IP and ecosystem partnerships are better positioned to reduce modernization risk and accelerate adoption, with governance focused on IP reuse, security/compliance, and outcome-based ROI throughout the engagement.

Key takeaways for buyers

Buyers should prioritize providers that can industrialize AI across the SDLC, bring deep domain specialization, and deliver IP-/asset-led, outcome-based engagements, to accelerate delivery while ensuring measurable RoI and scalable adoption.



AI is reshaping how software is built, tested, and run

AI is automating large parts of the software lifecycle (for example, code generation, test creation, defect resolution, and legacy modernization), cutting engineering effort and cycle time materially.



Preference for holistically specialized providers

Enterprises are increasingly seeking deep, domain-specific expertise from their service providers, as opposed to generalized horizontal capabilities.



Asset-led delivery is emerging as a core differentiator

Providers are shifting toward IP-led delivery to accelerate execution, improve margins, and reduce reliance on headcount-led growth. They are increasingly embedding AI into platforms for high adoption and scalable use cases.



Intensified focus on value realization

Enterprises are moving toward outcome-based commercial models as IT/engineering spend comes under greater scrutiny, with increased emphasis on RoI, productivity, and measurable value realization rather than inputs such as effort or capacity.

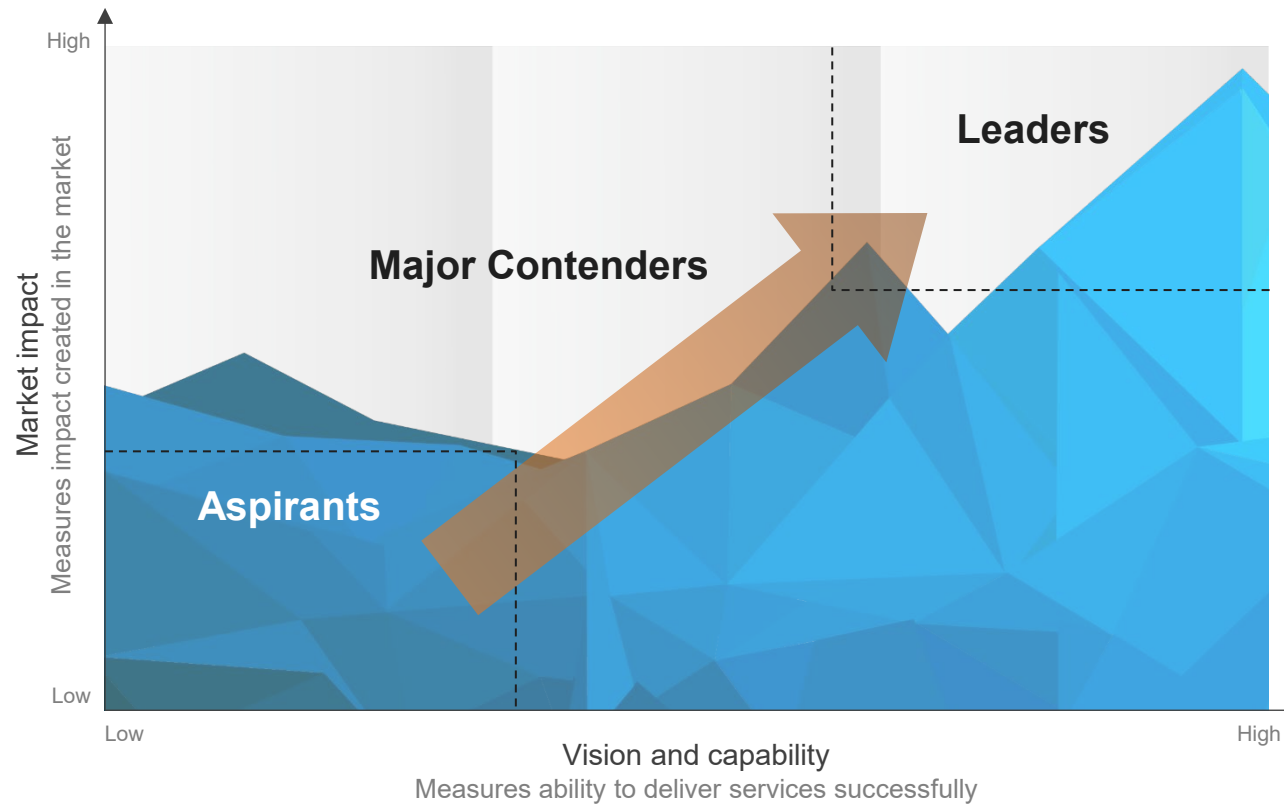
Appendix

PEAK Matrix® framework

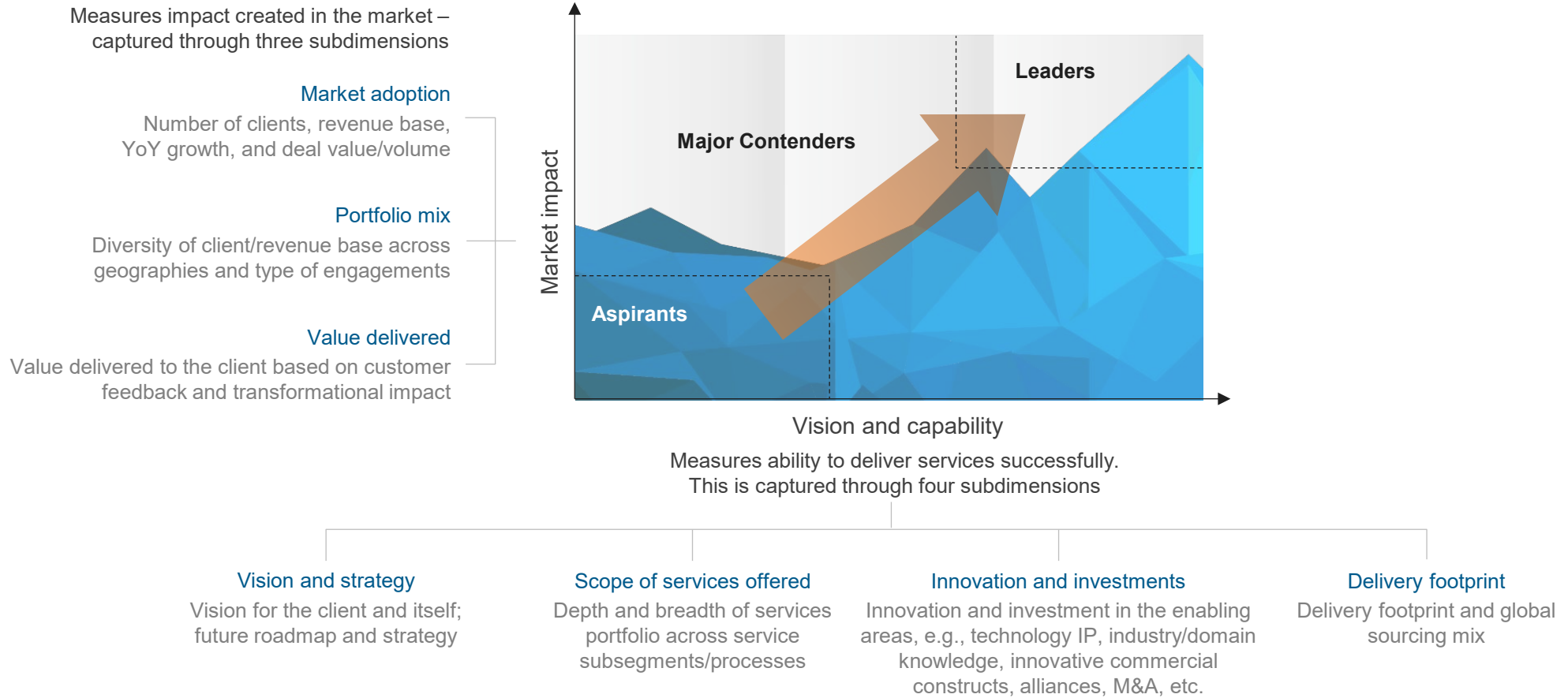
FAQs

Everest Group PEAK Matrix® is a proprietary framework for assessment of market impact and vision and capability

Everest Group PEAK Matrix



Services PEAK Matrix® evaluation dimensions



FAQs

Q: Does the PEAK Matrix® assessment incorporate any subjective criteria?

A: Everest Group's PEAK Matrix assessment takes an unbiased and fact-based approach that leverages provider / technology vendor RFIs and Everest Group's proprietary databases containing providers' deals and operational capability information. In addition, we validate/fine-tune these results based on our market experience, buyer interaction, and provider/vendor briefings.

Q: Is being a Major Contender or Aspirant on the PEAK Matrix, an unfavorable outcome?

A: No. The PEAK Matrix highlights and positions only the best-in-class providers / technology vendors in a particular space. There are a number of providers from the broader universe that are assessed and do not make it to the PEAK Matrix at all. Therefore, being represented on the PEAK Matrix is itself a favorable recognition.

Q: What other aspects of the PEAK Matrix assessment are relevant to buyers and providers other than the PEAK Matrix positioning?

A: A PEAK Matrix positioning is only one aspect of Everest Group's overall assessment. In addition to assigning a Leader, Major Contender, or Aspirant label, Everest Group highlights the distinctive capabilities and unique attributes of all the providers assessed on the PEAK Matrix. The detailed metric-level assessment and associated commentary are helpful for buyers in selecting providers/vendors for their specific requirements. They also help providers/vendors demonstrate their strengths in specific areas.

Q: What are the incentives for buyers and providers to participate/provide input to PEAK Matrix research?

A: Enterprise participants receive summary of key findings from the PEAK Matrix assessment

For providers

- The RFI process is a vital way to help us keep current on capabilities; it forms the basis for our database – without participation, it is difficult to effectively match capabilities to buyer inquiries
- In addition, it helps the provider/vendor organization gain brand visibility through being included in our research reports

Q: What is the process for a provider / technology vendor to leverage its PEAK Matrix positioning?

A: Providers/vendors can use their PEAK Matrix positioning or Star Performer rating in multiple ways including:

- Issue a press release declaring positioning; see our citation policies
- Purchase a customized PEAK Matrix profile for circulation with clients, prospects, etc. The package includes the profile as well as quotes from Everest Group analysts, which can be used in PR
- Use PEAK Matrix badges for branding across communications (e-mail signatures, marketing brochures, credential packs, client presentations, etc.)

The provider must obtain the requisite licensing and distribution rights for the above activities through an agreement with Everest Group; please contact your CD or contact us

Q: Does the PEAK Matrix evaluation criteria change over a period of time?

A: PEAK Matrix assessments are designed to serve enterprises' current and future needs. Given the dynamic nature of the global services market and rampant disruption, the assessment criteria are realigned as and when needed to reflect the current market reality and to serve enterprises' future expectations.

Stay connected

Dallas (Headquarters)

info@everestgrp.com

+1-214-451-3000

Bangalore

india@everestgrp.com

+91-80-61463500

Delhi

india@everestgrp.com

+91-124-496-1000

London

unitedkingdom@everestgrp.com

+44-207-129-1318

Toronto

canada@everestgrp.com

+1-214-451-3000

Website

everestgrp.com

Blog

everestgrp.com/blog

Follow us on



Everest Group is a leading research firm helping business leaders make confident decisions. We guide clients through today's market challenges and strengthen their strategies by applying contextualized problem-solving to their unique situations. This drives maximized operational and financial performance and transformative experiences. Our deep expertise and tenacious research focused on technology, business processes, and engineering through the lenses of talent, sustainability, and sourcing delivers precise and action-oriented guidance. Find further details and in-depth content at www.everestgrp.com.

Notice and disclaimers

Important information. Please read this notice carefully and in its entirety. By accessing Everest Group materials, products or services, you agree to Everest Group's Terms of Use.

Everest Group's Terms of Use, available at www.everestgrp.com/terms-of-use, is hereby incorporated by reference as if fully reproduced herein. Parts of the Terms of Use are shown below for convenience only. Please refer to the link above for the full and official version of the Terms of Use.

Everest Group is not registered as an investment adviser or research analyst with the U.S. Securities and Exchange Commission, the Financial Industry Regulation Authority (FINRA), or any state or foreign (non-U.S.) securities regulatory authority. For the avoidance of doubt, Everest Group is not providing any advice concerning securities as defined by the law or any regulatory entity or an analysis of equity securities as defined by the law or any regulatory entity. All properties, assets, materials, products and/or services (including in relation to gen AI) of Everest Group are provided or made available for access on the basis such is for informational purposes only and provided "AS IS" without any warranty of any kind, whether express, implied, or otherwise, including warranties of completeness, accuracy, reliability, noninfringement, adequacy, merchantability or fitness for a particular purpose. All implied warranties are disclaimed to the extent permitted by law. You understand and expressly agree that you assume the entire risk as to your use and any reliance upon such.

Everest Group is not a legal, tax, financial, or investment adviser, and nothing provided by Everest Group is legal, tax, financial, or investment advice. Nothing Everest Group provides is an offer to sell or a solicitation of an offer to purchase any securities or instruments from any entity. Nothing from Everest Group may be used or relied upon in evaluating the merits of any investment. Do not base any investment decisions, in whole or part, on anything provided by Everest Group.

Everest Group materials, products and/or services represent research opinions or viewpoints, not representations or statements of fact. Accessing, using, or receiving a grant of access to Everest Group materials, products and/or services does not constitute any recommendation by Everest Group to (1) take any action or refrain from taking any action or (2) enter into a particular transaction. Nothing from Everest Group will be relied upon or interpreted as a promise or representation as to past, present, or future performance of a business or a market. The information contained in any Everest Group material, product and/or service is as of the date prepared and Everest Group has no duty or obligation to update or revise the information or documentation.

Everest Group collects data and information from sources it, in its sole discretion, considers reliable. Everest Group may have obtained data or information that appears in its materials, products and/or services from the parties mentioned therein, public sources, or third-party sources, including data and information related to financials, estimates, and/or forecasts. Everest Group is not a certified public accounting firm or an accredited auditor and has not audited financials. Everest Group assumes no responsibility for independently verifying such information.

Companies mentioned in Everest Group materials, products and/or services may be customers of Everest Group or have interacted with Everest Group in some other way, including, without limitation, participating in Everest Group research activities.